



MEMO

TO: Pablo Arroyave, Chief Operating Officer
FROM: Raymond Tarka, Director of Finance
SUBJECT: FY24 O&M Budget to Actual Report
DATES: 07.10.23 FAC and 07.13.23 BOD

2023 Water Year (FY 3/1/23-2/28/24 attachment 1

Self-Funding actual expenses (paid and pending) for SLDMWA Routine O&M through May 31, 2023 are under budget by \$77,253 or 1.77%. This favorable variance is the result of below-budget operating expenses at all facilities except for the DCI and O'Neill.

Outstanding

2021 Water Year (FY 3/1/21-2/28/22) 2022 Water Year (FY 3/1/22-2/28/23)

WY21 Final Accountings are complete and the WY22 Final Accounting has commenced with draft contractor records currently being assembled.

Intertie O&M Cost Recovery

WY12 to WY20 Intertie True-Up: outstanding, no cost recovery. Refunds were sent out in November, 2021, the final reports are being drafted.

Audited Financial Statements FY2023

FY2023 Audit is underway and staff is working to provide the auditors with all necessary information for a timely audit.



San Luis & Delta Mendota-Water Authority
07.10.23 FAC and 07.13.23 BOD

ANNUAL R, O&M BUDGET BY COST POOLS MARCH 1, 2023 - FEBRUARY 28, 2024

	Total	UPPER	Intertie	Volta Wells	LWR/POOL	O'NEILL O&M		
						DIRECT	STORAGE	SL DRAIN
DMC \$	7,767,002	\$ 4,686,609			\$ 3,080,393			
JPP \$	5,489,363	\$ 5,489,363						
WW \$	204,730	\$ 153,547			\$ 51,183			
Intertie O&M / DWR Conveyance \$	270,805		\$ 270,805					
Volta Wells \$	69,935			\$ 69,935				
Mendota Pool \$	195,462				\$ 195,462			
O'Neill \$	3,205,351					\$ 1,602,675	\$ 1,602,675.35	
SL Drain \$	245,213							\$ 245,213
\$	17,447,862	\$ 10,329,520	\$ 270,805	\$ 69,935	\$ 3,327,039	\$ 1,602,675	\$ 1,602,675	\$ 245,213

R, O&M BUDGET BY COST POOLS THROUGH: MAY 31, 2023
25.00%

	Total	UPPER	Intertie	Volta Wells	LWR	O'NEILL O&M		
						DIRECT	STORAGE	SL DRAIN
DMC \$	1,941,751	\$ 1,171,652			\$ 770,098			
JPP \$	1,372,341	\$ 1,372,341						
WW \$	51,182	\$ 38,387			\$ 12,796			
Intertie O&M / DWR Conveyance \$	67,701		\$ 67,701					
Volta Wells \$	17,484			\$ 17,484				
Mendota Pool \$	48,865				\$ 48,865			
O'Neill \$	801,338					\$ 400,669	\$ 400,669	
SL Drain \$	61,303							\$ 61,303
\$	4,361,965	\$ 2,582,380	\$ 67,701	\$ 17,484	\$ 831,759	\$ 400,669	\$ 400,669	\$ 61,303

R, O&M Actual COSTS BY COST POOLS THROUGH: MAY 31, 2023

	Total	UPPER	Intertie	Volta Wells	LWR	O'NEILL O&M		
						DIRECT	STORAGE	SL DRAIN
DMC \$	1,996,019	\$ 1,204,398			\$ 791,621			
JPP \$	1,221,550	\$ 1,221,550						
WW \$	2,374	\$ 1,781			\$ 594			
Intertie O&M / DWR Conveyance \$	162,842		\$ 162,842					
Volta Wells \$	560			\$ 560				
Mendota Pool \$	41,272				\$ 41,272			
O'Neill \$	823,562					\$ 411,781	\$ 411,781	
SL Drain \$	36,534							\$ 36,534
\$	4,284,712	\$ 2,427,728	\$ 162,842	\$ 560	\$ 833,486	\$ 411,781	\$ 411,781	\$ 36,534

R, O&M BUDGET vs Actual COSTS THROUGH: MAY 31, 2023

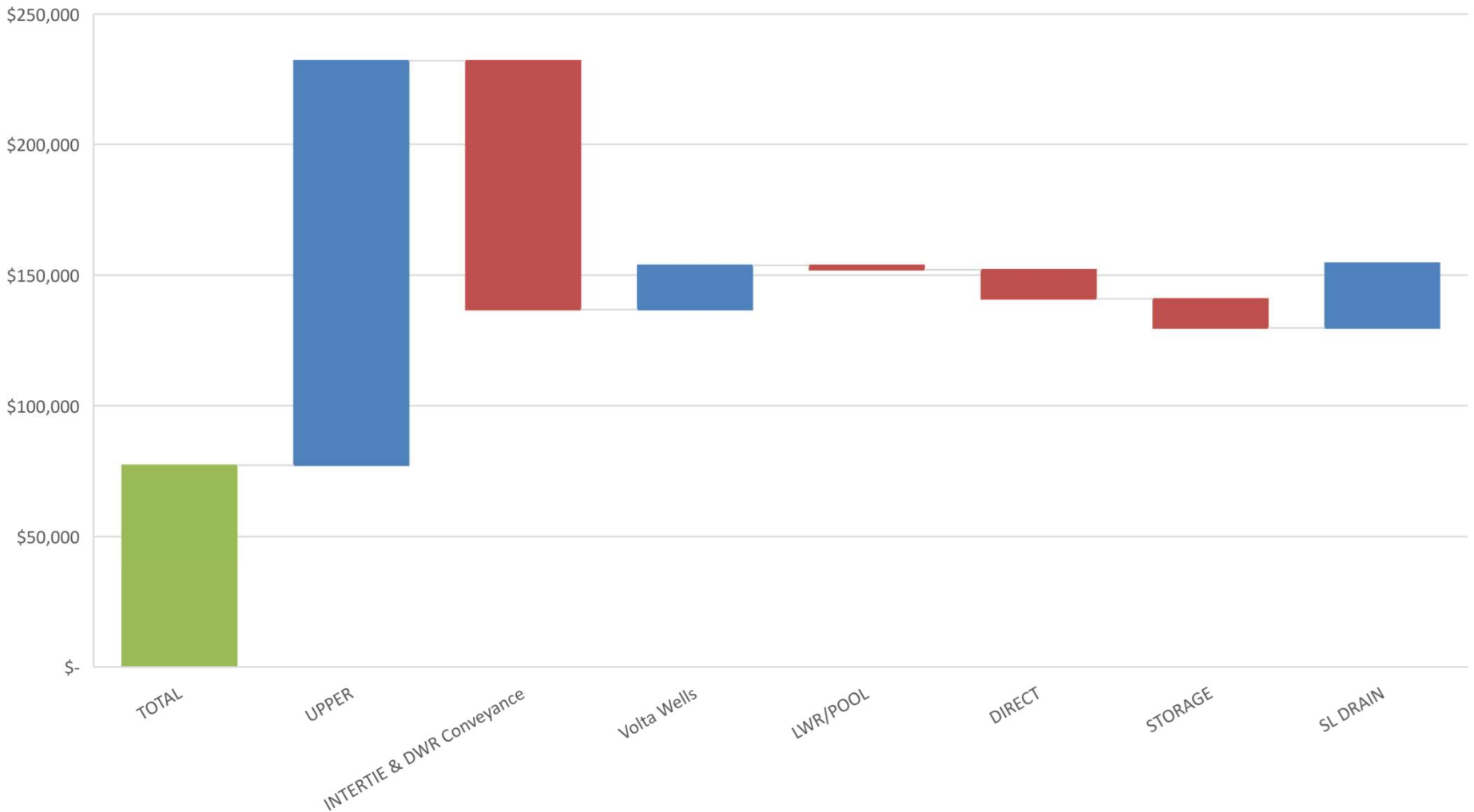
	TOTAL	UPPER	INTERTIE & DWR			LWR/POOL	O'NEILL O&M		
			Conveyance	Volta Wells			DIRECT	STORAGE	SL DRAIN
R, O&M Budget \$	4,361,965	\$ 2,582,380	\$ 67,701	\$ 17,484	\$ 831,759	\$ 400,669	\$ 400,669	\$ 61,303	
R, O&M Actual \$	4,284,712	\$ 2,427,728	\$ 162,842	\$ 560	\$ 833,486	\$ 411,781	\$ 411,781	\$ 36,534	
Difference \$	77,253	\$ 154,652	\$ (95,140)	\$ 16,923	\$ (1,727)	\$ (11,112)	\$ (11,112)	\$ 24,769	
		UNDER	OVER	UNDER	OVER	OVER	OVER	UNDER	
		1.771059% UNDER BUDGET							



1

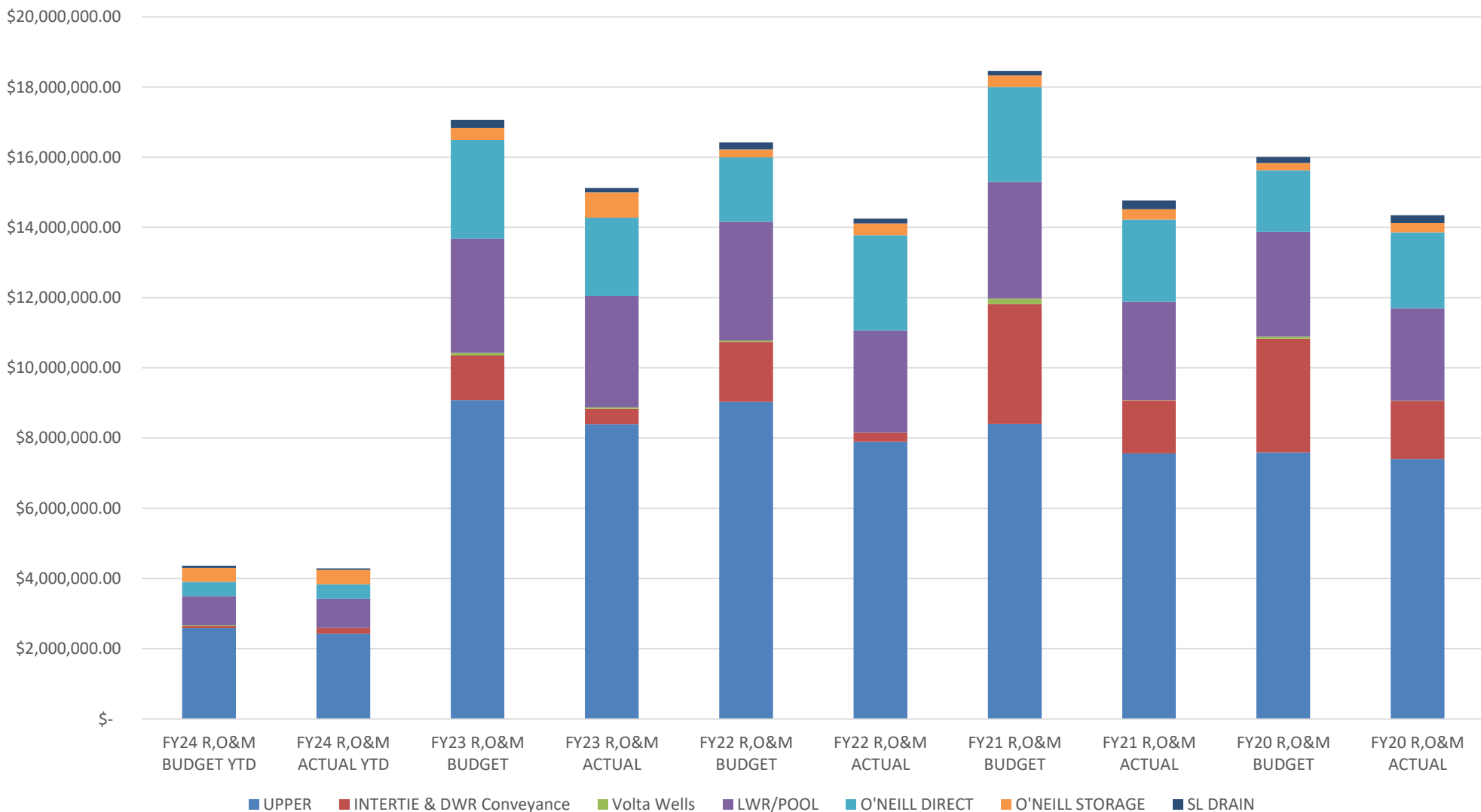
San Luis & Delta Mendota Water Authority
FY24 Budget to Actual Report through May 31, 2023
BUDGET VARIANCES
FAC 07/10/2023 BOD 07/13/2023

■ Increase ■ Decrease ■ Total



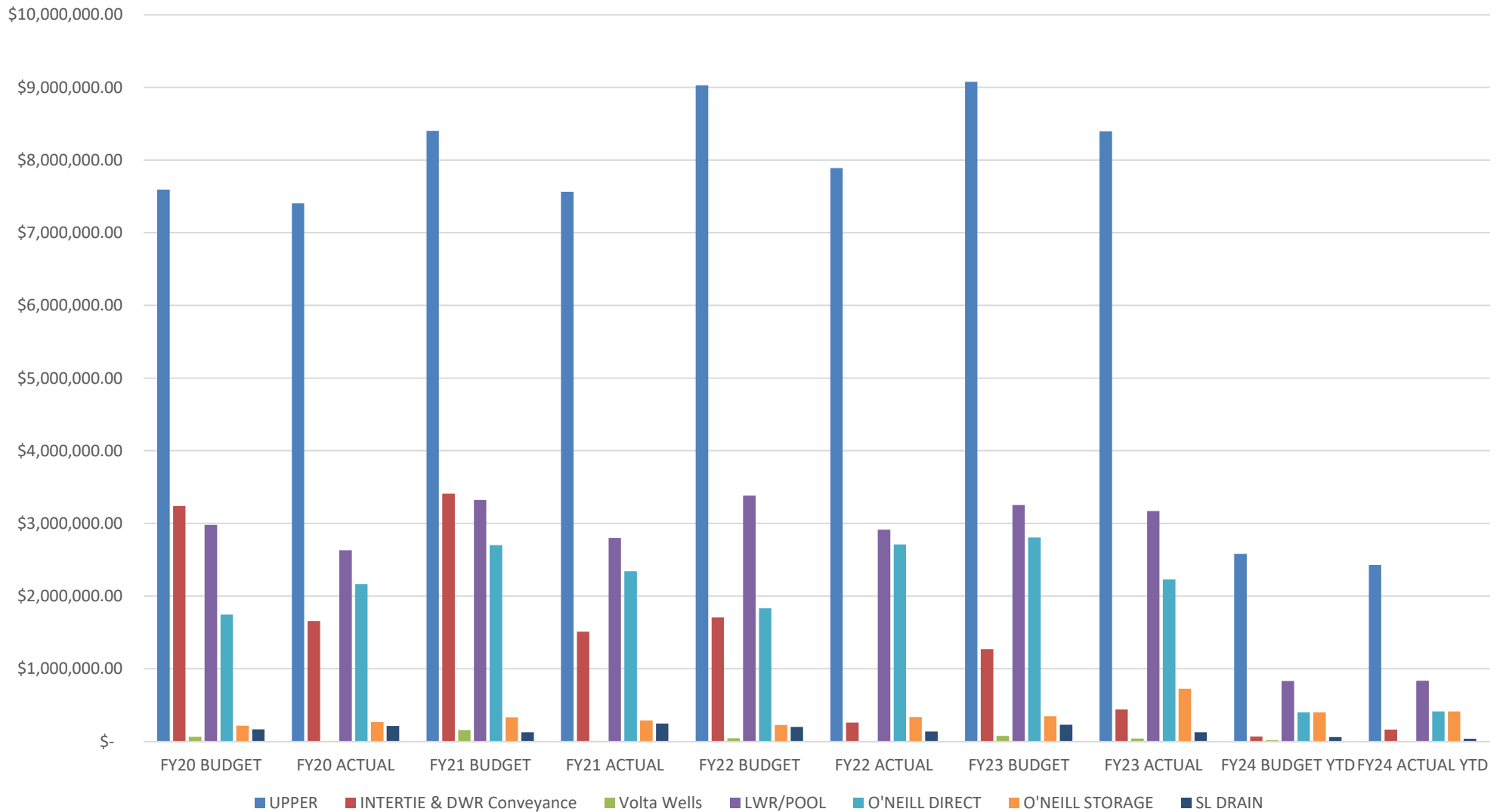


San Luis and Delta-Mendota Water Authority
O&M Budget to Actual
FY20-FY24 YTD (05/31/2023)
FAC 07/10/2023 BOD 07/13/2023





San Luis and Delta-Mendota Water Authority
O&M Budget to Actual
FY20-FY24 YTD (05/31/2023)
FAC 07/10/2023 BOD 07/13/2023





**San Luis and Delta-Mendota Water Authority
HISTORICAL O&M BUDGET TO ACTUAL TOTAL
FY20-FY24 YTD (05/31/2023)
FAC 07/10/2023 BOD 07/13/2023**

